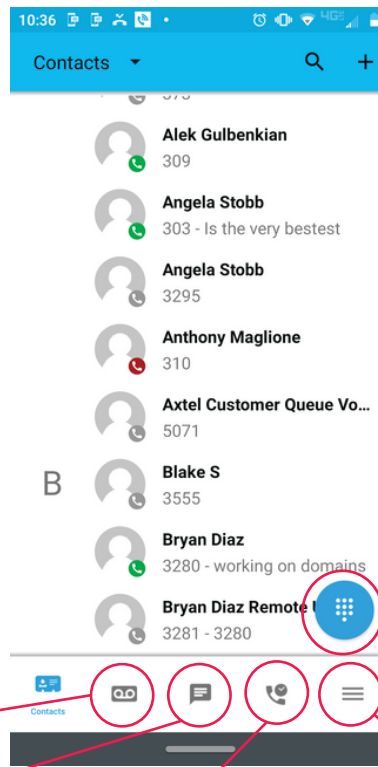
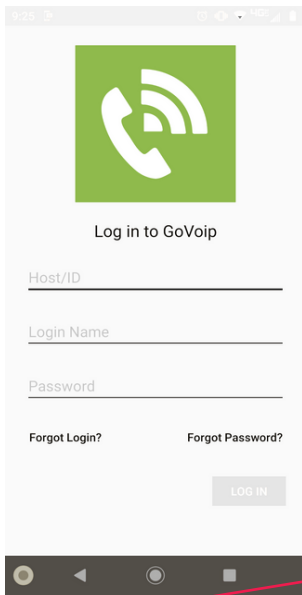


# GoVoIP 2.0 Mobile App

## User Guide

### For Android

Once you have downloaded and installed the app from the Google Play store, you will need to log in. Please ask your system Administrator for your log in credentials. Your Host ID depends on your location.



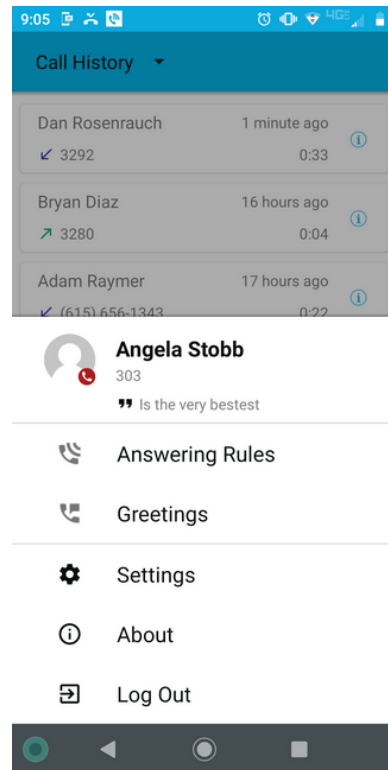
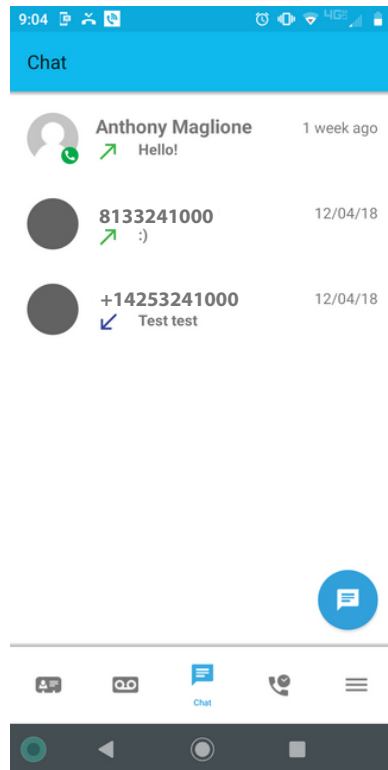
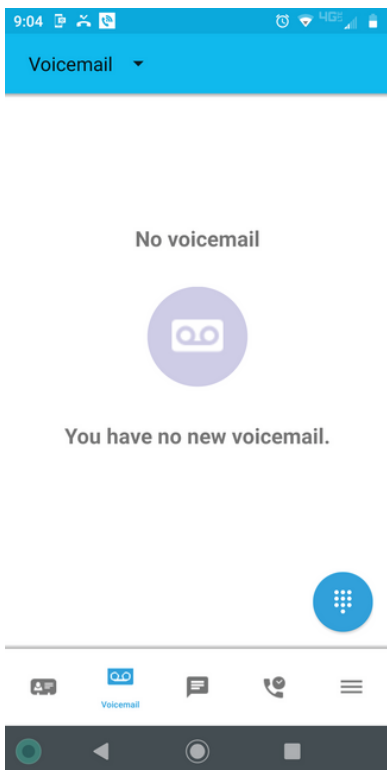
After logging in, the app will open up to the 'Contacts' screen. Here you can see a list of your company contacts. A Red or Green dot on the contact indicates if they are on a call. Green if available, Red if on a call.

While on the contacts screen, if you press the dial pad icon at the bottom right, this will bring you to the dial page where you can make outbound calls within the app.

Voicemail

Chat / SMS

Call History



By pressing the menu button on the bottom right, you will be brought to a menu where you can change settings, greetings, and Answering Rules